




Haughmond Federation

30th June 2020

This Half Term's Value is **Happiness**



NHS UNDERSTANDING YOUR CHILD SOLIHULL APPROACH

ONLINE course FOR PARENTS
FREE across Shropshire and Telford

Written by Psychologists,
Psychotherapists, Health Visitors
& NHS professionals

Part of the Solihull Approach series
11 Modules, lifetime access
Available 24/7

Go to
www.inourplace.co.uk

Apply this 'Access Code' to
get access for **FREE**
DARWIN18

For technical support contact
solihull.approach-parenting@heartofengland.nhs.uk
or 0121 296 4448 Mon-Fri 9am-5pm

Understanding Your Child

For everyone around the child:
Mums, Dads,
Grandparents,
Friends and relations...

A "Covid summer school fund" is being set up by the government to help feed children during the holidays, after the campaign by footballer Marcus Rashford. Prime Minister Boris Johnson welcomed Mr Rashford's "contribution to the debate around poverty".

<https://www.bbc.co.uk/news/uk-53065806>

Walker Books *Rain Before Rainbows* by Smriti Halls and David Litchfield has been released as a free e-book to support the #SaveWithStories campaign from @savechildrenuk. It's an uplifting story of hope, perfect for anxious small children who need a ray of joy in their bedtime stories and can be downloaded **FREE** here:

<http://stayhome.walker.co.uk/rainbows/>

Free internet access is being offered for six months to help some disadvantaged youngsters study online. The scheme will provide 10,000 families in England with vouchers for internet access, funded by BT and distributed by the Department for Education.

<https://www.bbc.co.uk/news/education-53057767>

We Found a Hat

The wonderful Little Angel Theatre have created a performance for *We Found a Hat* by Jon Klassen and shared it on their YouTube channel! It's absolutely delightful and if you haven't had a chance to watch their performances of *I Want My Hat Back* and *This is Not My Hat* then you can watch all three together! They're a great way to keep kids engaged and entertained.

<https://www.youtube.com/watch?v=NBJmp1c3XIQ>

<https://www.youtube.com/watch?v=bF7q37SfF4w>

<https://www.youtube.com/watch?v=c-8y3a7gqGw>

If you are struggling and need some support from our Family Support worker, Pastoral Care Team, your child's class teacher or Heads of School please get in touch using the below contact details

SISN 01743 362519

HJS 01743 462087

headsirn@haughmondfed.net


headhjs@haughmondfed.net

exehead@haughmondfed.net


Darren Capener, Family Support Worker

New Class names for SISN and HJS September 2020

From September all the classes in Haughmond Federation will be changing to British Wildlife. Please see below for the teachers and class names in each year group. Letters will be sent out on Friday to inform you which class and teacher your child will be with from September



Reception	
Bumblebees	Mrs Olliver
Ladybirds	Mrs Corbett and Mrs Beadle
Grasshoppers	Miss Williams
Dragonflies	Mrs O'Neil and Mrs Morby
Year 1	
Fireflies	Mrs Bentley
Caterpillars	Mrs Sadd
Beetles	Mrs Kirkbright and Mrs Maunder
Year 1/2	
Butterflies	Miss Lovett and Mrs Brown
Year 2	
Robins	Miss Wooding
Sparrows	Mrs Samuels
Blackbirds	Miss Osman



Year 3	
Hedgehogs	Mrs Leather
Kingfishers	Miss Hughes
Dormice	Mrs Rowsell
Year 4	
Rabbits	Mrs Davies
Ducks	Miss Felton
Woodpeckers	Mr Powis
Year 5	
Owls	Mr Norman
Squirrels	Miss Philpott
Otters	Mrs Hill
Year 6	
Foxes	Mr Tombleson
Badgers	Mr Price
Deer	Mr Davies

After much careful thought Mrs Davies has decided to return to the classroom and teach full time at Harlescott Junior School. Mrs Davies is relishing the thought of having a Y4 class and leading the Y4 team from September. Mrs Baines-Price has been appointed as the new SENDCo across the Haughmond Federation and is greatly looking forward to taking on this role.

Mr Bates has successfully completed his NQT year at Harlescott Junior School, but unfortunately will be moving on at the end of this academic year. We wish Mr Bates every success in the next stage of his teaching career.

Let's Play in a Band (Tune:

One finger one thumb)
Everyone has their own instrument and you will need a set of lucky dip cards with the names or pictures of your instruments on. All sing and play:

Chorus

Let's play in a band,

Let's play in a band,

Let's play in a band,

Who's going to play today?

Get a lucky dip card e.g.

drums (only children with

drums play, everyone else

sings)

The dru - ms are playing, (X3)

They're playing in the band.

Chorus (as before with

everyone playing)

Then use the lucky dip bag

again – choose two cards and

two groups of instrument play

together. e.g.

The drums and claves are

playing, (X3)

They're playing in the band.

Repeat again with a third type

of instrument, etc

If you would rather not use

instruments then perform

actions for 'air' instruments

eg air guitar, air piano, air

drums. This is where you

pretend to play the different

types of instrument. Or if you

are using coloured claves just

one colour plays in the verse

and everyone plays in the

chorus

Transition song for tidy up time

Sing to the tune of One Finger
One Thumb.

It's time to tidy up now (X3)

And put the toys away.

Repeat this verse as the children

tidy. Then sing:

The nursery's neat and tidy(X3)

We've put the toys away.

Add new verses to direct the

children to their next session, e.g

It's time to make a line, (X3)

Standing quietly.

Come and sit on the carpet, (X3)

Hands upon your knees

EY Musical Activities

based on the song

'One Finger

One Thumb

Keep Moving.'

Finger Rhymes (for all ages)

Four little flowers hiding from
the snow,

Out came the sun and one

began to grow,

Along came the wind and what

did the flower say?

"Please Mister Wind-don't

blow me away!"

Children clench their fist to hide their

4 fingers (flowers), gradually the

fingers come out and at the end they

blow on their fingers for the wind. You

can even wag a finger and look cross

as you tell Mr Wind off! You can

substitute 'flowers' for a particular

type of flower eg 4 sunflowers were

hiding from the snow. For younger

children you can have them curled up

on the floor rather than using their

hands. When you say grow they stand

up.

Action Song

This song involves the children

performing energetic actions as

well as learning/reinforcing

action verbs. The children can

suggest the next action, or

verbs/words that you want them

to learn could be written on card

and then a child could choose

the next one by selecting a card.

It also maintains social distancing

too.

I can JUMP on my spot

I can JUMP on my spot

I can JUMP on my spot

Now it's time to MARCH.

I can MARCH on my spot x3

Now it's time to HOP

I can HOP on my spot x3

Now it's time to WIGGLE.

Older pupils could independently

choose their own actions, decide

on the order, write them down

then and then practise singing

their own version of the song.

Shaker Song: (tune: One Finger)

Singing: I can play my shaker

I can play my shaker

I can play my shaker

Until its time to STOP or (FREEZE)

Speaking: 1.... 2.... 3....GO!

Children have to wait until you say
GO.

If you count slowly that could be a
signal for them to play slowly, if

you count fast that could be a
signal for them to play fast.

Swapping between a speaking and

a singing voice is good practise for

controlling the voice.

You could ask a child to do the

counting and then everyone could

copy how they are playing their

shaker.

Older children could suggest how

to play the shaker next time eg tap,

wave or change the words to "I can

shake like this x3 until its time to

STOP."

Listen and move

<https://www.classical100.org/> Click

on the link above and dance with

your fingers and thumbs to **Faure's**

Pavan, then tiptoe around the room

or outside area to the same music.

March around in time to the loud

parts of **March of the Toreadors**

by **Bizet**. Tiptoe when the music is

quiet.